

## Samarkand State University of Architecture and Construction

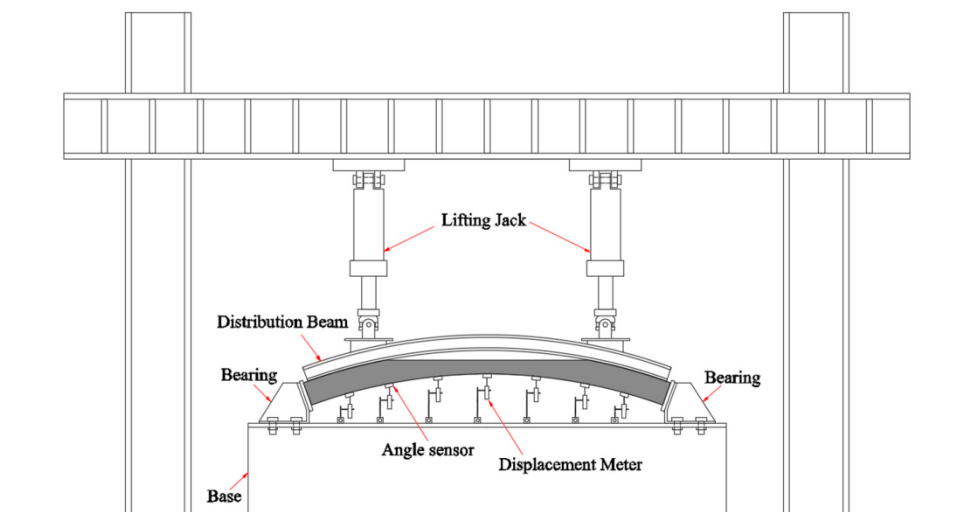
**Makhmudova Firuza Ibraimovna**

*Teacher of the "Engineering graphics and computer design" department, Study and calculation  
of spatial blocks with a cylindrical coating shell*

**Annotatsion:** In construction, coatings in the form of solid single-span floorings from spatial blocks with a cylindrical shell are successfully used. The cylindrical shell in the space block has a small rise. Therefore, the forces acting in its middle surface are close in value to their projections on the base of the shell.

**Keywords:** Cylindrical shells, flat, thin-walled spatial, aperture, span, polynomial, eccentricity.

In construction, coatings in the form of solid single-span floorings from spatial blocks with a cylindrical shell are successfully used. Due to this, it is possible to make blocks of a sloping cylindrical shell from two diaphragms of a segmental outline and with a very short one. Such blocks with the KZhS brand (short reinforced concrete vault) can be made with nominal dimensions in terms of: 3 m wide and 12 span; 18; 24 m (Fig. 1). Diaphragms of blocks - thick-walled, 40 mm thick in the span, 50 mm - on the support areas; variable height, the largest value of which in the middle of the span is  $1/20 \dots 1/15$  l. Diaphragms must be provided with stiffeners, which are placed in increments of 1.5 ..... 1.6 m. The cylindrical shell is also thin-walled, at least 30 mm thick; smooth (without transverse ribs), with haunches near diaphragms.



**Fig. 1. Such blocks with the KZhS brand (short reinforced concrete vault) can be made with nominal dimensions in terms of: 3 m wide and 12 span; 18; 24 m**

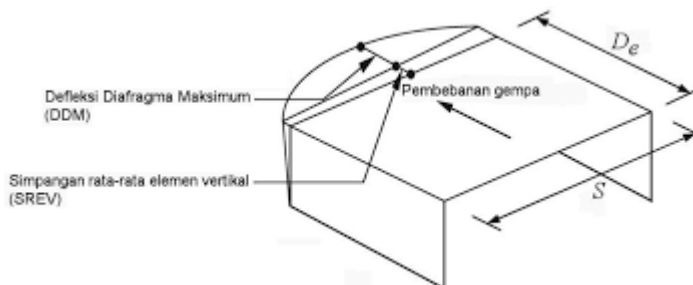
In cross section, KZhS blocks have a U-shaped shape; take the curvilinear outline of the shell along a square parabola; the supporting sections of the shell will be strengthened (see Fig. 1, d, f). Arrange protrusions along the upper outline of the diaphragms from the outside. The shape of their cross-section is such that grooves are formed between adjacent blocks of the KZhS, filled with a solution at the installation.

The main calculated longitudinal reinforcement of the blocks should be placed in the lower part of the diaphragms, which is thickened according to the design and design conditions. These rebars can be single or paired prestressed rebars made of high strength steel. At the ends (on the supports), the elements of the longitudinal reinforcement should be provided with external anchors resting against the concrete of the diaphragms along their ends.

The walls of the diaphragms are reinforced with meshes, their ribs are reinforced with frames. Reinforce the cylindrical shell according to the calculation with a single welded mesh, its haunches - with an additional bottom mesh. The cross-sectional area of the reinforcement in the entire shell, except for its support part, should be taken not less than: transverse - 0.3%, longitudinal - 0.2%. It is expedient to produce concrete for KZhS blocks at factories, as fully as possible, with insulation and a roofing roll.

In a three-dimensional block with a cylindrical shell, the internal forces and moments under the action of external loads can be determined taking into account the joint deformation of the diaphragms and the shell. This principle should be observed for any type of load: continuous distributed over the shell, or concentrated, applied to the ribs.

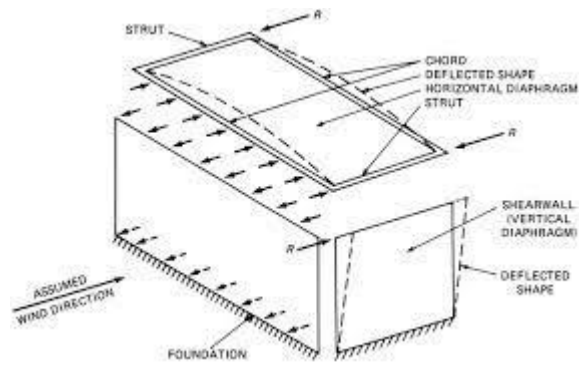
In a U-shaped block with a cylindrical shell loaded with a load  $P_0$  uniformly distributed over the surface (Fig. 2), the diaphragms and the shell work together. At the same time, tangential forces  $S$  are formed along the lines of their contacts, developing at the level of the middle surface of the shell. To determine them, the shell is separated from the diaphragms. The contact forces of interaction on the shell and diaphragms have the opposite direction.



**Fig. 2. To determine them, the shell is separated from the diaphragms.**

The diaphragm is a flat thin-walled beam with a span  $l_1=2b$ , of variable height, loaded in its plane with a transverse load  $P= P_0(b_n/2)$  distributed along the span, as well as with unevenly distributed forces  $S$  applied to the diaphragm at the level of the middle surface cylindrical shell.

The action on the load diaphragm R. in fig. Figure 3 shows the geometric and design diagrams of the diaphragm with a transverse linear load  $P$  distributed along the span. The bending moments in the diaphragm are determined by the formula  $M_x=0,5p(a^2-x^2)$



**Figure 3. The action on the load diaphragm R.**

Torque value at individual points

$$M_{x=0} = 0,5 pa^2; M_{x=0,5a} = 0,375 pa^2; M_{x=0,707a} = 0,25 pa^2$$

Deflection of the diaphragm, taking into account its variable stiffness. Over the span  $B_x(x)$ , as well as the symmetry of the structure and load, are determined from the dependence  $f_p(x) = \iint \frac{M(x)}{B(x)} d^2x + c$ , where the moment function is calculated from the expression. The reciprocal of the aperture stiffness  $1/B_x = B_x^{-1}$ , variable along the length of the beam. It can be represented as a power polynomial with even exponents:

$B^{-1}(x) = A_1 + A_2x^2 + A_3x^4$ , where constant coefficients take into account the variability of the diaphragm cross section in the span.

The above dependences and the characteristic of the stress-strain state of the KZhS blocks are used to calculate the dimensions of the cross-sections of diaphragms, shells, haunches, as well as to calculate their reinforcement in terms of strength, deformability, crack resistance in accordance with the instructions of the regulatory documentation for the design of reinforced concrete structures.

#### Literature:

1. Kulnazarova Z.B. Ta'lim jarayonlariga vebinar texnologiyalarini joriy etishning pedagogik imkoniyatlari. Uslubiy qo'llanma – Samarqand: SamDAQI, 2021.
2. Kulnazarov B.B, Bekmurodov U.B., Kulnazarova Z.B. Kompyuter grafikasining arxitektura va dizayn sohasidagi talabalar o'quv jarayonidagi tutgan o'rn. ME MORCHILIK va QURILISH MUAMMOLARI (ilmiy-texnik jurnal) 2022, №1 (2-кисм). – Samarqand: SamDAQI, 2022.
3. Kulnazarova Z.B. (2021). Samarqand shahri arxitekturasining istiqboldagi rivojlanish yo'llari. Monografiya. – Samarqand: SamDAQI, 124.
4. Bakhromovna, K. Z., & Ibraimovna, M. F. (2022). Use of Modern Industrial Technologies in Architecture.
5. Kulnazarova Zamira Bakhromovna.(2023). European Journal of Innovation in Nonformal Education (EJINE). Innovative Process of Computer Graphic
6. Kulnazarov Bahram, & Kulnazarova Zamira Bakhromovna.(2023), AREAS WHERE COMPUTER GRAPHICS CAN BE USED
7. Kulnazarova Zamira Bakhromovna. (2023), JOURNAL OF INTELLECTUAL PORPERTY AND HUMAN RIGHTS POSITIVE, CHANGES IN THE CITY OF SAMARKAND DURING THE YEARS OF INDEPENDENCE

8. Ibraimovna, M. F. (2023). Palaces of the Timurid Period of the middle Ages of Uzbekistan. *JOURNAL OF ENGINEERING, MECHANICS AND MODERN ARCHITECTURE*, 2(2), 24-28.
9. Ibraimovna, M. F. (2022). Palaces In The Historical Cities Of Uzbekistan Formation. *Zien Journal of Social Sciences and Humanities*, 12, 15-18.
10. Ibraimovna, M. F. (2023). Analytical Research Work on the Palaces of the Timurids in the Medieval Period of Uzbekistan. *Central Asian Journal of Theoretical and Applied Science*, 4(3), 7-10.
11. Sabohat, M., &Firuza, M. (2022). Periods of Formation of Historical Structures of Architecture with Geometric Shapes. *Journal of Architectural Design*, 4, 21-26.
12. Eshatov, I. Q., Mavlonov, M. D., &Mahmudova, F. (2022). Analysis of Placement of Agromomatic Levels of Commercial Services in Jizak City Structure. *Journal of Architectural Design*, 5, 6-11.
13. Bakhromovna, K. Z., & Ibraimovna, M. F. (2022). Use of Modern Industrial Technologies in Architecture.
14. Hidirov, M. M., Eshatov, I. Q., &Mahmudova, F. (2021, June). ARCHITECTURAL AND PLANNING ORGANIZATION OF AGGLOMERATIONAL TRADE AND SERVICE COMPLEXES IN THE UZBEKISTAN. In *E-Conference Globe* (pp. 60-64).
15. Ibraimovna, M. F. Abdusattorovna, M. S. (2023). Analytical Research Work on the Palaces of the Timurids in the Medieval Period of Uzbekistan. *Central Asian Journal of Theoretical and Applied Science*, 4(3), 7-10.
16. FiruzaIbraimovna, M. (2023). Scientific and Natural Study of the Architecture of the Khiva Garden-Palaces, Development of Recommendations for their Use for Modern Tourism Purposes. *Web of Semantic: Universal Journal on Innovative Education*, 2(3), 10-13.
17. Ibraimovna, M. F. (2023). Analysis of Various Roofs and Roofs. *Nexus: Journal of Advances Studies of Engineering Science*, 2(3), 33-39.
18. Ibraimovna, M. F. (2023). Khiva is an Open-Air City-Museum. *JOURNAL OF ENGINEERING, MECHANICS AND MODERN ARCHITECTURE*, 2(4), 36-39.
19. Ibraimovna, M. F. (2023). History of Khiva. *JOURNAL OF ENGINEERING, MECHANICS AND MODERN ARCHITECTURE*, 2(4), 8-12.
20. Ibraimovna, M. F. (2023). Experiences of Restoring Palaces in Historical Cities of Uzbekistan and Historical Parks around Them. *JOURNAL OF ENGINEERING, MECHANICS AND MODERN ARCHITECTURE*, 2(3), 41-44.
21. Ibraimovna, M. F. (2023). Formation of Palaces in Uzbekistan in the Late Middle Ages-Khanate Period. *JOURNAL OF ENGINEERING, MECHANICS AND MODERN ARCHITECTURE*, 2(3), 33-36.
22. Abdirasulovna, M. N. (2023). Some Questions about Structural Schemes of Buildings. *Nexus: Journal of Advances Studies of Engineering Science*, 2(4), 1-6.
23. Shukurullaevich, S. O. (2022). Geometric methods used in the construction of architectural forms. *Journal of Architectural Design*, 4, 12-20.
24. Shukurullayevich, S. O. (2021). The intersection of the surface of the engineering building with the surface of the earth. *World Economics and Finance Bulletin*, 1(1), 17-19.
25. Suvonov, O. (2023). Some Issues of Division of Spatial Shells of Coatings into Prefabricated Structural Elements. *JOURNAL OF ENGINEERING, MECHANICS AND MODERN ARCHITECTURE*, 2(4), 13-16.

26. Suvonov, O. (2022). Kompyuterda loyihalash (AutoCad dasturi asosida). *Scienceweb academic papers collection*.
27. Shukurullaevich, S. O. (2023). FACTS WE KNOW AND DON'T KNOW ABOUT THE BURJ KHALIFA. *CENTRAL ASIAN JOURNAL OF ARTS AND DESIGN*, 472-475.